







SITE PLAN 1
Scale= 1/16" = 1'-0" A-100

KEY NOTES A
Scale= NTS A-100

DEMOLITION NOTE:
G.C. TO REMOVE ALL EXISTING ABOVE/UNDER GROUND STRUCTURAL WALLS, FOUNDATION, ASPHALT, CONC. CURBS AND DEBRIS PRIOR TO NEW CONSTRUCTION.

- GENERAL NOTE:**
- G.C. TO VERIFY AND PROVIDE ALL UNDERGROUND WIRING AND CONDUIT(INSTALLED BY LOCAL UTILITY COMPANY); FROM TRANSFORMER TO ELECTRICAL MAIN SWITCHGEAR, DRIVE THRU, MENU BOARD, BY G.C.. VERIFY WITH PANDA PM.
 - WATER METER FOR IRRIGATION SHALL BE A SEPARATE METER THAN MAIN WATER METER. G.C. TO COORDINATE WITH LANDSCAPE/IRRIGATION CONTRACTOR TO INSTALL A SEPARATE METER.
 - PROVIDE & INSTALL CAGE AND COVER FOR THE BACK-FLOW PREVENTER AT 4" CONCRETE CURB IN LANDSCAPE AREA, GORILLA CAGE, MANUFACTURED BY HOUSTON IRRIGATION SERVICES SPRING, TEXAS (281-705-9701). PROVIDE INSULATED COVER, 'AQUA SHIELD' MODEL # BFP1-S FOR COLDER REGIONS OF US. COORDINATE WITH PANDA PM. REFER TO DETAIL 11/ A-407
 - FOR HORIZONTAL CONTROL PLAN REFER TO CIVIL DRAWINGS
 - KEY SYMBOLS

- LIMIT OF CONSTRUCTION
- PROPERTY LINE
- GC TO COORDINATE LOCATION OF THANK YOU SIGN WITH SIGN CO.
- NEW SWITCHGEAR
- PAVING - SEE CIVIL PLAN
- IRRIGATED LANDSCAPING, REFER TO LANDSCAPE DRAWINGS
- CONC. APRON, REFERENCE CIVIL DRAWINGS
- TRASH ENCLOSURE 
- GC TO COORDINATE LOCATION OF SIGN WITH SIGN CO. PROVIDE ELECTRICAL AS NEEDED
- DRIVE THRU LANE SENSOR LOOP, SEE DETAIL 
- DRIVE THROUGH MENU BOARD-INSTALLED BY SIGN COMPANY. VERIFY WITH PANDA PM (SEE GENERAL NOTE ABOVE)
- DIRECTIONAL ARROW 
- ACCESSIBLE PATH OF TRAVEL 
- ACCESSIBLE PARKING POLE SIGN
- INTERNATIONAL ACCESSIBILITY SYMBOL @ PARKING SPACE
- ACCESSIBLE PARKING SPACE AND LOADING ZONE PAINT LOADING ZONE W/ 4" WIDE STRIPES @3'-0" O.C.
- PAINT 4" WIDE SOLID PARKING STRIPPING W/ TWO (2) COATS HIGHWAY WHITE PAINT
- DESIGNATED HANDICAP PARKING SPACE
- MAIN ROOF DRAIN TO STORM SYSTEM. REFER TO CIVIL. OVERFLOW DRAIN TO DAYLIGHT 
- STEEL PIPE BOLLARD. BOLLARDS TO BE PAINTED SAFETY YELLOW PRIOR TO APPLICATION OF LDPE SLEEVE. 
- NOT USED
- CONC. DRIVEWAY
- EDGE OF SIDEWALK AT PLANTER
- CONCRETE CURB AT LANDSCAPE AREA.
- EXPANSION JOINT @ 20'-0" O.C. MAX. REF. CIVIL DRAWINGS
- TOOLED JOINTS @ 5'-0"X5'-0" O.C. EXPANSION JOINT @ 20'-0" O.C.
- ACCESSIBLE RAMP
- NOT USED
- ORDER CONFIRMATION BOARD
- RUBBER WHEEL STOP, REF. CIVIL DRAWINGS
- NOT USED
- SEALED CONC SIDEWALK. (AQUA MIX SEALER'S CHOICE GOLD), CONCRETE TO BE LIGHT BROOM TEXTURE FINISH. PROVIDE UNDER SLAB TREATMENT PER SOIL REPORT. PROVIDE POSITIVE DRAINAGE AWAY FROM BLDG.
- CLEARANCE BAR/BASE INSTALLED BY SIGN VENDOR.
- NOT USED
- NEW SITE LIGHTING. RE: CIVIL AND ELECTRICAL DRAWINGS.
- NOT USED
- PROPERTY SETBACK. RE: CIVIL DRAWINGS



PANDA RESTAURANT GROUP INC.
1683 Walnut Grove Ave.
Rosemead, California
91770
Telephone: 626.799.9898
Facsimile: 626.372.8288

All ideas, designs, arrangement and plans indicated or represented by this drawing are the property of Panda Express Inc. and were created for use on this specific project. None of these ideas, designs, arrangements or plans may be used by or disclosed to any person, firm, or corporation without the written permission of Panda Express Inc.

REVISIONS:

ISSUE DATE:

1	02.09.2021 ISSUE FOR PERMIT
2	04.22.2021 ISSUE FOR BID

DRAWN BY: JDV

PANDA PROJECT #: - S8-21-D8101
C&P PROJECT #: - 2210016



04.22.2021



PANDA EXPRESS

TRUE WARM AND WELCOME 2300
3101 RAEFORD ROAD
FAYETTEVILLE, NC 28303

A-100

SITE PLAN
ARCHITECTURAL

TRUE WARM & WELCOME 2300 R4